

Summer 2023

Dear First Grade Families,

Welcome to 1st Grade! I am your teacher, Ms. Nizzardo. I am looking forward to being your teacher for the 2023-2024 school year at Holy Trinity Catholic Academy! Attached to this letter you will find ideas to keep you busy over the summer. The most important thing to do this summer is read! Share books with your family, talk about the pictures, and try to find words you may know.

Here is a list of supplies to bring with you the first day of school:

1 box of crayons (24 count)

1 package of Ticonderoga #2 pencils (these sharpen and erase best)

1 pair of headphones (in a baggie labeled with your name)

1 plastic two pocket folder (This will be used as your take home folder for bringing papers to and from school.)

1 container of Clorox wipes

1 package of baby wipes

1 box of tissues

*****Please note: I may need to add supplies as the year goes on. *****

*****NO pencil boxes/cases. I will provide organization for supplies. *****



Your child will also need to bring a lunch box, backpack, and a healthy snack to school each day. **Please make sure that all personal belongings (including sweaters and sweatshirts) are labeled with your child's name.** The plastic two pocket folder will be our way of communicating throughout the year. Please be sure to check your child's folder each night. Homework will be placed in there as well.

Thank you for your cooperation.

Ms. Nizzardo



Name: _____

SUMMER READING BOARD

Read a book in the shade.	Mute a TV show. Read the captions.	Partner read with someone.	Read during breakfast.	Read with sunglasses on.
Read a new book.	Read in the grass.	Read to a friend or family member.	Read on a phone or tablet.	Read a bedtime story out loud.
Read with a flashlight.	Read a book from the library.	Read at the pool.	Read in a scary voice.	Read under a blanket.
Ask someone to read to you.	Read to someone in a silly voice.	Read outside.	Read in your pajamas.	Read your favorite book.
Read for 15 minutes.	Read a bedtime story to someone.	Read standing up.	Read a silly book.	Read to a stuffed animal.

Name: _____

SUMMER WRITING BOARD



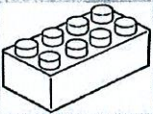






Write a letter to a friend.	Write 5 ways to stay cool this summer.	Write a list of 10 fun summer activities.	Write a silly story. Then, read it to someone.	Write 5 neat facts about your family.
Write the alphabet backwards.	Create and write a new recipe.	Watch a TV show. Write about the beginning, middle, and end.	Write about a fun trip you went on.	Write about the plot of your favorite movie.
Rewrite your favorite story in your own words.	Write 10 interesting facts about yourself.	Write in the dark using a flashlight.	Write a letter to a family member.	Write the lyrics to your favorite song.
Write a scary story. Read it at night!	Write about your favorite day at school.	Go outside. Write about what you see.	Write a story of your choice.	Write a poem about summertime.
Write about a superpower you wish you had.	Write about a silly memory you have.	Write about a time you helped someone.	Write about a dream vacation you'd like to take.	Watch a movie. Write about the beginning, middle, and end.

Name _____

1st Grade Math (All Topics)

Choice Board




Choose any 4 to complete this week!

<p>Draw a realistic looking \$1 bill! (do your best!)</p> 	<p>Draw a robot using at least 5 shapes.</p> 	<p>Draw your family, labelling tallest to shortest</p>	<p>Create an ABCABC, and AABBAABB pattern with toys</p>
<p>Using blocks or Legos, create a long pattern!</p> 	<p>Count by 5s to 60, using an analog clock to help!</p> 	<p>Count how many steps it takes to get from one room to another.</p>	<p>Count the shoes in your house by 2s</p> 
<p>Pick 3 books. Order them, small, medium, big!</p> 	<p>Practice addition flashcards for 10 minutes</p>	<p>Use a ruler to measure a bed (no gaps/overlaps!)</p> 	<p>Count how many sides and edges a tissue box (rectangular prism) has!</p>
<p>Create your own addition flashcards</p> 	<p>Create a pretend store and make price tags with dollar/cent amounts!</p>	<p>Draw a house using at least 4 different shapes.</p> 	<p>Sort coins by value: penny, nickel, dime, quarter!</p>

Name _____

1st Grade Math Choice Board (Counting, Number Sense)

Choose any 4 to complete this week!

Create your own subtraction flashcards!	Create an addition story problem and draw it!	Count the number of walls in your whole house! 	Draw a family picture and count how many fingers are in the whole family!
Put your snack into groups of 10 (crackers, nuts, grapes, etc.)	Count backwards from 50 or 100!	Count how many steps it takes to get from one side of your house to the other.	Count the shoes in your house by 2s 
Jump on one foot while counting up to 50, jump on the other foot counting down from 50!	Practice addition flashcards for 10 minutes 	Write tallies while you count the number of chairs in your house.	Practice writing out the numbers 1-50 on lined paper!
Create your own addition flashcards	Count by 10s to 300!	Draw a tree with exactly 37 apples on it.	Create a subtraction story problem and draw it!